





HOW CAN YOU HELP?


There are multiple opportunities to get involved in advocacy actions by participating in sign-on letters, contacting legislators, and educating yourself and others about food insecurity. If you are able, share these links with your colleagues!



SNAP/ Medicaid
Sign-on Letter



Sign up for
FRAC's SNAP
Challenge




Sign Up For
Future Advocacy
Actions



Hunger Education

	Description	Time Required	Group Size	Cost
GCFB Overview Presentation	Highlights our mission, programs, and the broader issue of food insecurity.	No time restriction	Any size	No cost!
Making Choices	Interactive budgeting activity that highlights the difficult decisions made by low-income families.	At least one hour	Any size	No cost!
Poverty Simulation	Interactive activity that helps individuals understand the stress experienced by those living in poverty.	Three hours	Large groups (60-90)	\$300



[Schedule here!](#)



ADVOCACY AND VOLUNTEERISM

- Corporate groups of all sizes
- Friends, family, clubs, churches
(ask about family nights!)
- Flexible meeting spaces for lunch,
team activity, presentation and
more.
- Stay involved
 - Visit greaterclevelandfoodbank.org
 - View volunteer opportunities
 - Register for Advocacy Alerts





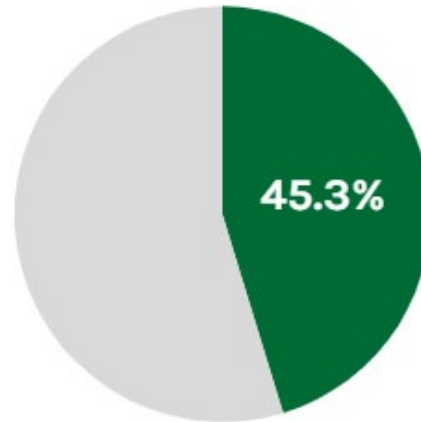
INCREASED NEED AND CHALLENGES

**Almost 1 out of 3
Clevelanders live in
poverty**



Cleveland is the second
poorest city in the U.S.,
after only Detroit.¹

**Cleveland's child
poverty rate is 45.3%**



Cleveland has the highest
child poverty rate for any
large city in the U.S.¹

**1 in 4 seniors in
Cleveland live in poverty**



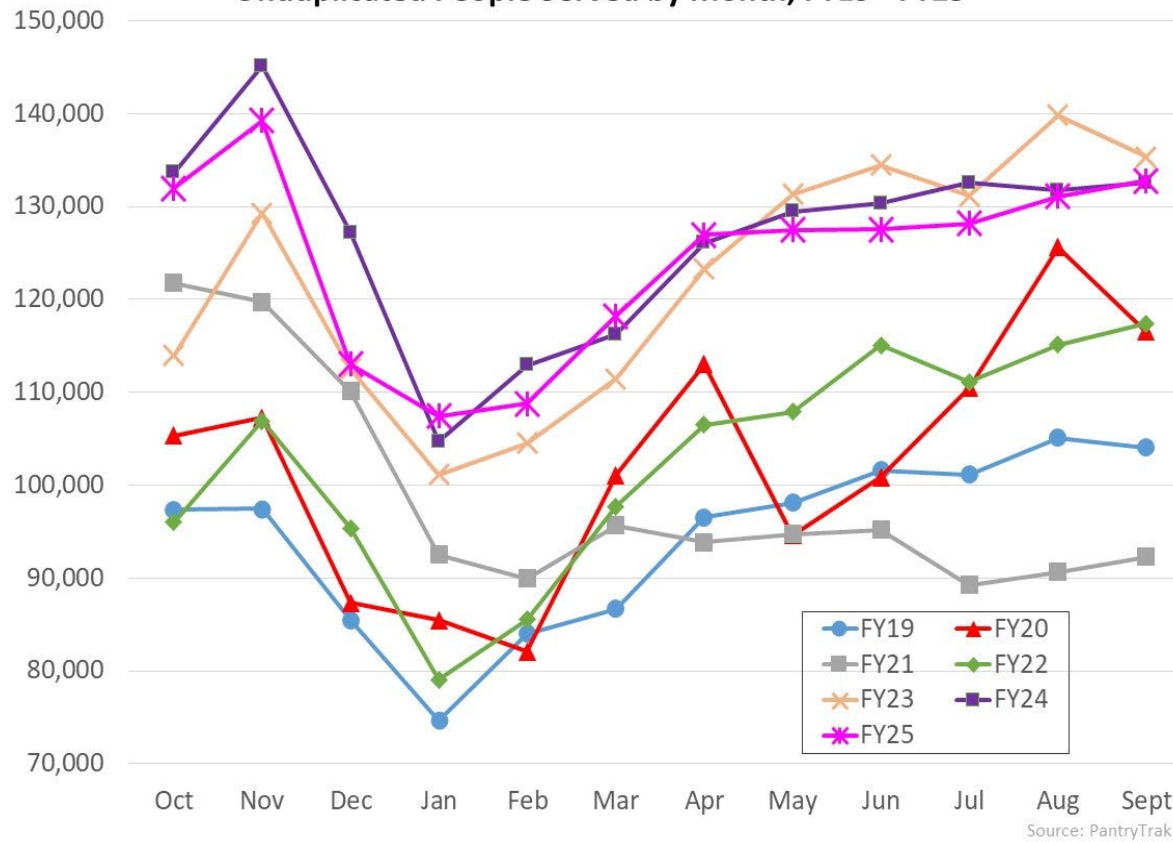
This is higher than the
national average poverty
rate for seniors, which is
10.3%.²

1. [Which Ohio cities have the highest child and overall poverty rates? - Data by city - cleveland.com](https://www.cleveland.com/news/2018/07/which-ohio-cities-have-the-highest-child-and-overall-poverty-rates-data-by-city-cleveland-com/)
2. [Cleveland's population is steady, older adult poverty continues to grow](https://www.cleveland.com/news/2018/07/cleveland-s-population-is-steady-older-adult-poverty-continues-to-grow/)



INCREASED NEED AND CHALLENGES

Unduplicated People Served by Month, FY19 - FY25



- We served 404,401 neighbors last year, but **roughly 514,980 people are eligible** for our services in the counties we serve.
- **1 in 4 (26%) children** in our service area are estimated to be food insecure, per Feeding America estimates.
- Across our 6 counties, **1 in 4 (28%) seniors** are eligible for food assistance.
- Ohioans are struggling to stretch their wages or fixed incomes to pay for increased costs for essentials like housing, utilities, with **food prices up 24% since 2019**. The need for our services has never been greater.